

GEieggiYTHBERrF. fS6#gSsgiErYS8rPXehiGFevHGGtAAmRLy

)

(

“

”

0

10

3

.....	2
.....	5
.....	9
.....	15
.....	47
.....	85
.....	98
.....	99
.....	103
.....	117
.....	127
.....	128
.....	311

		2019 2019 1 1 2019 12 31

	9,740,003,225.27	7,900,749,970.23	23.28%	6,714,718,074.34
--	------------------	------------------	--------	------------------

1

2

	2,685,746,786.10	5,222,141,908.45	4,986,659,928.93	5,259,795,547.92
	127,415,323.69	788,535,549.86	650,153,023.23	499,840,791.20
	106,953,013.72	581,953,296.76	614,809,663.80	574,241,869.05
	-2,925,957,611.49	1,769,175,237.40	-891,373,729.90	3,637,116,450.57

	2019	2018	2017	
	-9,444,523.98	2,166,285.17	-7,599,662.16	
	249,436,374.85	210,499,364.88	110,901,771.96	

	1,938,718.34			
	-21,105,490.52	10,462,948.14	12,247,277.80	
		687,903.80		
	32,832,954.05	33,572,475.30	15,379,505.25	
	5,279.99	5,079,832.67	2,344,046.04	
	187,986,844.65	185,164,194.02	97,825,836.31	--

1

1

1

1

	DAW		10		
	2400	4	20	1000	TPO
				2040	
	3		2040		4
	28	30			

	4	28	30	2040
--	---	----	----	------

2

1

2019

— 30 2019

2019A 100

2019 2019 500

500 2018-2019

2019 2019

2

Spring House Innovation Park
1,800
Lehigh University
PITA FY20

2019

2019

50

2019

TOP5

500

4

7

25

3

6

200

1000

7

2019

EDEE

SAFABLE

PCG

13

2019

+ 1+1>2

1	2019	990865	6.1%
		57.8%	31.2%
		26.6	
2019			70904
5.6%		8.9%	2019
24.20		9.4%	2019 1-12 653
2,000			990.43
12.20%	65.79	15.38%	
181.54	29.25%	25.92	42.28%
2			

2019

3

4

MDI SBS

1

2019

1	18,154,344,171.40	29.25%
2	11,665,034,655.27	26.97%
3	2,141,651,481.66	26.08%
		365,706,013.29
	33.01%	413,388,275.42
	114.43%	

ABN

4

1,588,960,346.58

56.71%

-1,374,361,942.83

13.29%

-663,113,772.07

122.79%

115.48%

2

1

	2019		2018		
	18,154,344,171.40	100%	14,045,708,250.74	100%	29.25%
	14,855,335,244.87	81.83%	11,294,903,029.40	80.42%	31.52%
	2,347,986,545.91	12.93%	1,950,997,050.22	13.89%	20.35%
	830,954,817.88	4.58%	681,470,362.81	4.85%	21.94%
	120,067,562.74	0.66%	118,337,808.31	0.84%	1.46%
	9,979,881,926.24	54.97%	7,318,577,962.57	52.11%	36.36%
	4,875,453,318.63	26.86%	3,976,325,066.83	28.31%	22.61%
	2,347,986,545.91	12.93%	1,950,997,050.22	13.89%	20.35%
	830,954,817.88	4.58%	681,470,362.81	4.85%	21.94%
	120,067,562.74	0.66%	118,337,808.31	0.84%	1.46%

2

10%

	14,855,335,244.87	9,118,382,719.82	38.62%	31.52%	29.13%	1.14%
	2,347,986,545.91	1,696,236,566.59	27.76%	20.35%	20.57%	-0.14%
	9,979,881,926.24	6,250,911,699.86	37.36%	36.36%	35.01%	0.63%
	4,875,453,318.63	2,867,471,019.96	41.19%	22.61%	17.93%	2.33%
	2,347,986,545.91	1,696,236,566.59	27.76%	20.35%	20.57%	-0.14%
	17,890,286,690.25	11,492,681,547.80	35.76%	27.37%	25.12%	1.15%

4

5

		2019		2018		
		8,346,575,347.16	91.54%	6,427,525,858.00	91.02%	29.86%
		239,057,686.74	2.62%	197,154,669.54	2.79%	21.25%
		147,425,912.06	1.62%	119,490,126.71	1.69%	23.38%
		385,323,773.86	4.23%	317,117,468.68	4.49%	21.51%

		112,220,901.86	3.91%	98,513,275.65	4.05%	13.91%
		458,323,120.29	27.02%	381,116,590.82	27.09%	20.26%
		1,020,795,165. 78	60.18%	845,610,526.85	60.11%	20.72%
		148,420,699.58	8.75%	121,094,750.91	8.61%	22.57%

	--	4,030,965,583.18	22.20%
--	----	------------------	--------

		4,285,955,722.21	
			39.92%
			0.00%

5

1		2,601,098,906.55	24.22%
2		910,141,317.06	8.48%
3		304,344,289.18	2.83%
4		279,634,699.67	2.60%
5		190,736,509.75	1.78%
	--	4,285,955,722.21	39.92%

3

	2019	2018		
	2,141,651,481.66	1,698,642,436.32	26.08%	
	965,312,517.25	916,977,431.33	5.27%	
	413,388,275.42	192,787,414.18	114.43%	ABN
	356,706,013.29	268,180,033.28		

4

√ □

2019

15

300

PCG

815

255

481

79

2

1

1

	2019	2018	
	400	368	8.70%
	4.98%	4.55%	0.43%
	356,706,013.29	268,180,033.28	33.01%
	1.96%	1.91%	0.05%
	0.00	0.00	0.00%
	0.00%	0.00%	0.00%

--	--	--	--

5

	2019	2018	
	20,303,016,895.67	13,728,930,531.53	47.88%
	18,714,056,549.09	12,714,983,901.62	47.18%
	1,588,960,346.58	1,013,946,629.91	56.71%
	80,114,496.06	186,948,197.97	-57.15%
	1,454,476,438.89	1,771,975,732.75	-17.92%
	-1,374,361,942.83	-1,585,027,534.78	13.29%
	4,401,252,617.46	5,261,955,123.07	-16.36%
	5,064,763,410.36	2,350,451,477.36	115.48%
	-663,510,792.90	2,911,503,645.71	-122.79%
	-419,378,798.05	2,337,812,961.03	-117.94%

1, 588, 960, 346. 58

56. 71%

-1, 374, 361, 942. 83

13. 29%

-663, 113, 772. 07

122. 79%

115. 48%

	3,000,000.00	0.12%		
	1,938,718.34	0.07%		
	8,352,057.30	0.32%		
	15,086,565.06	0.58%		
	44,768,127.36	1.73%		

1

2019

	2019		2019			
	4,428,414,58 5.06	19.76%	4,854,923,18 0.61	24.66%	-4.90%	
	5,636,056,13 5.06	25.14%	4,508,821,80 2.27	22.90%	2.24%	
	2,016,452,15 9.26	9.00%	2,172,288,18 1.74	11.03%	-2.03%	
	4,349,008,63 5.30	19.40%	3,031,856,08 0.18	15.40%	4.00%	
	626,523,807. 66	2.80%	539,539,108. 22	2.74%	0.06%	
	3,092,642,63	13.80%	3,713,369,28	18.86%	-5.06%	

	4.13		0.57			
	408,000,000.00	1.82%			1.82%	

2

1					42,914,749.15			42,914,749.15
4.	296,708,391.25	1,938,718.34	-22,008,047.62					276,639,061.97
	296,708,391.25	1,938,718.34	-22,008,047.62		42,914,749.15			319,553,811.12
	296,708,391.25	1,938,718.34	-22,008,047.62		42,914,749.15			319,553,811.12
	0.00							0.00

3

	216,473,013.31
	48,542,509.72
	500,000,000.00
	260,368,129.87
	113,522,182.31
	1,138,905,835.21

1

133,250,000.00	282,490,000.00	-52.62%

13

2

			18,850,000.00	100.00%						-2,507,035.74	-2,507,035.74			
			50,000,000.00	100.00%						-8,081,543.03	-8,081,543.03			

			9,400,000.00	94.00%						-12,551,109.25	-12,551,109.25			

;

;

;

50,000,000.00 100.00% 0 %

;

5,351,535.95 5,351,535.95

;

;

	；							；						
	；													

(5,000,
000.00)

1

--	--	--	--	--	--	--	--	--	--	--

2014

1		10,470	10,470		10,474.5	100.04%	2014 12 31	2,138.9		
2.4		14,586	14,586	132.26	8,661.39	59.38%	2017 12 31	4,753.1		
		22,784.9	22,784.9		22,784.9	100.00%				
2040		10,175.6	10,092.0 2	237.81	4,826.23	47.82%	2018 08 30	2,066.69		
10		16,101.5	15,969.2 4	307.59	9,389.06	58.79%	2017 12 31	7,367.45		
		45,864.1	45,487.3 7	970.15	46,206.1 9	101.58%	2018 03 31	7,309.81		

	2016	10	19						
				2,000			2.4		
				14,586			11.66%		
					2016				
	2016	10	19						
				2,000			2.4		
				14,586			11.66%		
					2016				
						25,415.97		2014	
	8	11		4,000				7,765.05	
				2,000		4		9	
						459.62			
				10,835.29				6,356.01	
								(2014) 110ZC2097	
	2014	8	26					59000	
				2014	8	27	2015	8	26
	2015	8	20					49000	
				2015	8	21	2016	8	20
	2017	12	8					5000	
				2017	12	9	2018	12	8
	2018	10	17					5500	
				2018	10	17	2019	10	16
	2017	12	8					70000	
				2017	12	9	2018	12	8
	2018	10	17					37300	

	2018 10 17	2019 10 16

3

		(1)		(2)	(3) = (2) / (1)				
2.4	2,000	14,586	132.26	8,661.39	59.38%	2017 12 31	4,753.1		
	--	14,586	132.26	8,661.39	--	--	4,753.1	--	--
()			2016 10 19			2,000			2.4
				11.66%			14,586		
()						2016			

1

2

10%



183,134,840.04 198,642,174.14 77,541,101.99 67,099,693.35
 188,051,879.95 177,170,066.18

1

2019

70

5.7%

3.8%

5.4%

9.9%

2

1

2019

267

2019

20

2

3

2014-2020

2019

2018 2022

58

2020 1,000

2020

15% 20% 15%

10% 2020

2

3

4

5

6

7

8

ERP

SRM DMS PMP WMS TMS LIMS HSE

CIS

9

1

1

2

3

4

5

6

2 2020

1

2

3

4

5

6

7

2.0

8

1

2

2019

3

MDI SBS

4

5

6

1

2019 05 09			2018

2019 09 26			2018
2019 11 14			DAW

[2012]37

3

[2013]43

2017-2019

2016 11 18 2016
2017 -2019

www.cninfo.com.cn

2015

2020 3 1

2020

2019 4 18

2018

2018

2019 5 29

23,540,159

1,468,543,799

10

3.00

440,563,139.70

2019 5 30

3

1 2017

2018	6	19		881,863,218		10
			1.499980	132,277,718.97		
			10	6.999907	617,296,051	

2 2018

2019	5	29				
23,540,159			1,468,543,799		10	3.00
			440,563,139.70			

3 2019

10

3.00

2019	470,935,409.	2,065,944,68	22.80%	0.00	0.00%	470,935,409.	22.80%

	10	7.98				10	
2018	440,563,139.70	1,508,221,286.20	29.21%	0.00	0.00%	440,563,139.70	29.21%
2017	132,277,718.97	1,238,836,792.54	10.68%	0.00	0.00%	132,277,718.97	10.68%

10						0
10						3
10						0
						1,569,784,697
						470,935,409.10
						0.00
						470,935,409.10
						927,977,548.09
						100%
						20
		2019				2,065,944,687.98
	852,138,633.10					10%
	85,213,863.31		601,615,918.00			2018
	440,563,139.70		927,977,548.09			
	2019					
				10		3.00
					3	
		2016				2017 -2019
						1,569,784,697

--	--	--	--	--	--	--

				2014 08 18		



			2	01		
			3			
			4			
			5			
					2018 10 18	2018 10 11

			2018 10 18 2018 11 17 12			

1

2017

22

23

24

37

2019 4 26

2019 1 1

2019

2019 1 1

		282,006,277.65
249,882,601.82		14,702,113.60
		1,260,612,141.05
1,547,410,951.71		280,470,666.87
		4,508,821,802.27
4,510,848,626.93		
		221,811,442.24
224,031,726.17		

2018 12 31

2019 1 1

-8,933,081.55

2018

2019

	2018 12 31		2019 1 1
		6,328,143.79	6,328,143.79
	477,174,910.91	2,026,824.66	479,201,735.57
	46,903,917.86	2,220,283.93	49,124,201.79

2019 5 16

12

22

[2019]6

2019 1 1

2019 1 1

2019 5 9

7

2019 1 1

2019 1 1

2019 4

2019

[2019]6 2018 6

2018

[2018]15

2019 9

2019

[2019]16

2018

[2019]1

[2019]6

[2019]16

[2019]6

[2019]16

8

	268
	13
	1 5

1 2016 6 30

6,504.40

83,069.34 7.83%

5,854

90.00%

650.40

10.00%

1,112

8.24

/

2

2016 7 1

2016 7 27

6,500

83,069.34 7.82%

6,414.1

98.68% 85.9

1.32%

1,112

1,263

8.24 /

3 2016 8 12

2016

4 2016 8 25

1,263

1,230

6,500

6,414.1

85.9

6,435.5

6,349.6

85.9

2016 8 25

33

37

2016 9 29

1,197

6,312.6

53,149,909

9,976,091

2016 9

30

6,312.6

39,143.96

2016 -2020

		2016	2017	2018	2019	2020
--	--	------	------	------	------	------

6,312.6	39,143.96	8,696.06	20,475.85	7,230.72	2,331.44	409.89

5 2017 6 13

2016
882,686,848
2017 6 1

2016
10 1.50

2016 2017 6 1

8.24 / 8.09

/

6 2017 6 13

2016

119

2017 7 12

2016 -2020

	2016	2017	2018	2019	2020	
	38,406.05	8,532.13	20,089.86	7,094.42	2,287.49	402.17

7 2017 7 17

2017 7 17

85.9 0.0975%

18.31 / 6

0.5

24 85.4

2017 8 31

780.45 2017 -2021

	2017	2018	2019	2020	2021
780.45	232.22	358.59	133.78	46.35	9.51

8 2018 9 21

2017 2018 6 19

881,863,218 10 1.499980 ,

10 6.999907 2018 6 20

2017 2018 6

20

8.09 / 4.6706 /

18.31 / 10.6824 /

9 2018 9 21

11 2019 8 22

19

29.0913

2016

29.0913

2019 9 2

12 2019 9 12

2018

2019 5 29

23,540,159

1,468,543,799

10 3.00

2019 5 30

2018

2019 5

30

2018

2016

368

792.6103

2019 11 20

2016 -2020

	2016	2017	2018	2019	2020
	32,545.53	7,273.59	17,005.19	5,852.44	2,053.31
					361.00

14 2019 9 12

2018

2016

6

24.6285

2019 11 20

2017 -2021

	2017	2018	2019	2020	2021
	550.94	160.96	251.67	97.57	33.80
					6.94

1 2019 9 20

A

3,296.6129

149,208.7952

2,736.25	35,329.47	2,504.55	17,198.58	8,967.31	4,751.49	1,907.55
----------	-----------	----------	-----------	----------	----------	----------

	2019 08 23	www.cninfo.com.cn
	2019 08 29	www.cninfo.com.cn
	2019 09 16	www.cninfo.com.cn
	2019 09 21	www.cninfo.com.cn
	2019 09 27	www.cninfo.com.cn
	2019 09 28	www.cninfo.com.cn
	2019 10 10	www.cninfo.com.cn
	2019 10 16	www.cninfo.com.cn
	2019 11 12	www.cninfo.com.cn
	2019 11 22	www.cninfo.com.cn
	2019 12 11	www.cninfo.com.cn
	2019 12 13	www.cninfo.com.cn

1

						1,348.4	0.07%	1,900			1,348.4	2019 03 28	
						495.4	0.61%	500			495.4	2019 03 28	



2

3

2

1

	2019 09 28	350	2020 12 27	350				
	2019 09 28	170	2019 12 20	170				
	2019 09 28	439	2019 12 18	400				
	2019 09 28	100	2019 12 20	100				
	2019 09 28	250	2019 12 20	150				
A1			20,000	A2	1,170			
A3			20,000	A4	139			

	2018 04 24	8,000	2019 03 13	5,000				
	2018 04 24	16,000	2019 03 25	12,094.66				
	2019 03 28	5,000	2019 03 29	4,888.59				
	2019 03 28	7,200	2019 05 15					
	2019 03 28	5,000	2019 12 03					
	2019 03 28	5,000	2019 03 29	5,000				
	2018 04 24	2,000	2019 03 13	767.75				
	2018 04 24	16,500	2018 12 14	4,929.78				
	2019 03 28	15,000	2019 09 02	10,000				
	2019 03 28	3,000	2019 06 17	3,000				

	2019 03 28	3,000	2019 09 12					
	2018 04 24	20,000	2018 11 30	20,000				
	2019 03 28	5,000	2019 07 29					
	2018 04 24	5,000	2019 02 18					
	2019 03 28	8,000	2019 03 28	7,000				
	2017 04 21	24,000	2018 01 25	20,642.16				
	2018 04 24	3,000	2018 07 16					

	2017 04 21	5,000	2017 11 08	3,805.17				
	2018 04 24	5,040	2018 08 22	62.28				
	2018 04 24	5,000	2018 10 19	2,408.66				
	2019 03 28	2,000	2019 05 17	1,165.23				
B1			971,000	B2				175,177.94
B3			971,000	B4				171,562.06
A1+B1+C1			991,000	A2+B2+C2				176,347.94
A3+B3+C3			991,000	A4+B4+C4				171,701.06
A4+B4+C4				17.63%				

2

3

1

2

4

1

2019

2020 4 24

www.cninfo.com.cn

2

1

2

3

		/
1.		10
2.		20
1.		
2.		
3.		
4.		
4.1		10
4.2		40
5.		
6.		
7.		
8.		
8.2		20
9.		

4

3

13

1

DB37/2376--2018 2

(

50mg/m

100mg/m 10mg/m)

DB37/2801.7---2019

40mg/m

GB16297--1996

2

1.0mg/m

4.0mg/m

2

GB12348---2008 2

60

50

3

GB/T31962---2015 A

PH:6.5---9.5 BOD5

350mg/L COD

500 mg/L

45 mg/L

400 mg/L

4

GB18599--2001

2013

GB18597--2001

2019 4

2019

2 18

2019 20

1*25t/h+2*10t/h

2019 5 5

			1		11.2mg/m		2.86 /		
					92.9 mg m		23.8	98 /	
					/	DB37/237	/	72 /	
					3.53	4-2018	0.889 /		
					mg/ m				

1120 mg/m 11.2

98.9%

620 mg/m

93mg/m

85%

353 mg/m

3.53mg/m

99%

,

BA2019371424015487

2018 9

2018

/

371424-2018-016-L

1

1 /

2

1 /

3

4

5

6

7

8

()

9

1

2

--	--	--	--	--

2019 7 11

		2019 7 29	2019	
		2019 12 11		23,540,159
		[2017]894		2017 9 25
1,840		100	18.40	
[2017]645	18.40		2017 10 20	
		128016		
		2018 3 29		38.48
/	2018 3 27			
	2018			2019 5
29		23,540,159		1,468,543,799
	10 3.00			2019 5 30
	22.63 /	22.33 /		2019
5 30				
817.6638			22.33 /	22183
/	2019 11 22			

AA+

	2019 9 25	2018 9 25	2019
9 24	0.50% 10		5.00
			1,000
			7,079
	21,549		1,839,325,900
2019 9 27			
2017			
		2019 10 15	
2017			
		2017	
	30,030.10		
A		002271	2020 1 17 2020
3 Ä £			
22.40 /	130%	29.12 /	

2017

□

Ä £

128016 2020 4 22

1

2017 8 29

2018 2 6

20

10

10

2

2018 4 19

2018 4

23

20

2018 5 16

2017

3

2018 5 24

	2019 01 03	
	2019 02 02	
	2019 03 05	
	2019 04 02	
	2019 05 08	
	2019 06 04	
	2019 07 02	
	2019 07 12	
	2019 07 30	
	2019 08 01	
	2019 12 11	
	2019 01 03	
	2019 04 02	
	2019 04 04	
	2019 04 25	
	2019 05 22	
	2019 05 24	
	2019 05 29	
	2019 07 02	
	2019 09 20	
	2019 09 28	
	2019 10 09	
	2019 11 22	
	2019 12 11	
	2020 01 03	
	2020 03 07	
	2020 03 10	
	2020 03 12	
	2020 03 13	
	2020 03 18	
	2020 03 20	
	2020 03 24	
	2020 03 27	

www.cninfo.com.cn

1

	498,607,725	33.42%	3,822,369	0	0	-5,303,779	-1,481,410	497,126,315	33.41%
1	0	0.00%	0	0	0	0	0	0	0.00%
2	0	0.00%	0	0	0	0	0	0	0.00%
3	498,352,727	33.40%	3,822,369	0	0	-5,112,531	-1,290,162	497,062,565	33.41%
	0	0.00%	0	0	0	0	0	0	0.00%
	498,352,727	33.40%	3,822,369	0	0	-5,112,531	-1,290,162	497,062,565	33.41%
4	254,998	0.02%	0	0					

2									
	953			2,053.9642					
368								793.0353	
								2018	
									0.425
									19
		29.0913					6		
				24.6285					
3									
2,736.2528			382.2369		2,354.0159				
4									
5									
			75%						
1					[2017]894			2017	9
25	1,840				100		18.40		2017
9	26								
			,		[2017]645		18.40		
		2017	10	20		2018	3	29	
2	2019	8	22						
									19
				29.0913				2016	
2019	9	12							

1			817.6638	2019	11	20	
							2018
0.425							
2	2019	12	11				
1,752			2,736.2528			307	A
382.2369				0.26%		382.2369	2019
12		11					
	2019	7	30				
23,540,159						1.570%	16.164 /
			13.808 /			351,510,210.88	
	2019	7	11				
				2019	7	29	2019
					2019	12	11
							23,540,159

1, 492, 082, 699

1, 487, 735, 509

2

	332, 153, 917	1	0	332, 153, 918	2019 1	-
	68, 158, 280	0	798, 655	67, 359, 625		2019 1 2 798, 655
	14, 601, 751	0	317, 090	14, 284, 661		2019 1 2 317, 090
	2, 826, 394	325, 290	350, 623	2, 801, 061	2, 121, 065 679, 996 2019 30 7 29 100% 325, 290	2019 1 2 350, 623 2019 9 339, 998

				2,051,535	
1,984,899	449,134	127,499	2,306,534	254,999	2019
				7 30	
				100%	
				449,134	

						30
						297,498
						2019 1 2
						318,749
						2019 9
						30
					386,172	
	1,389,892	3,525	497,248	896,169	509,997	76,499
					75%	
					3,525	2019 11 20
						178,499
						2019 9 30
						106,250
	840,645	0	153,466	687,179	262,182	59,033
					424,997	
						47,217
						2019 11
						20

						106,249
						2019 7 2019 11 224,500 2019 8 2019 9
					634,527 71,306,718 75% 15,000	
	71,611,775	27,507,364	27,177,894	71,941,245		, 19,061,504 2019 11
					129,836 27,362,528	, 7,891,890
	498,607,725	28,285,314	29,766,724	497,126,315	--	--

1

	2019 11 11	10.77	3,822,369	2019 12 12	3,822,369	



2019

2019 11 11

2019 11 11

1,752

2,736.2528

307

A

382.2369

10.77 /

2019 12 12

2

	44,279		49,754		0		0
			8			8	
5%			10				

10 3			
	10		
		134,392,354	134,392,354
		88,947,973	88,947,973
		34,455,665	34,455,665
		21,707,351	21,707,351
		19,929,561	19,929,561
		19,143,096	19,143,096
	LOF	18,935,972	18,935,972
		17,451,519	17,451,519
		13,796,885	13,796,885
		13,073,208	13,073,208
10 10	10		
10	4		

10

10

10

10

2

	1965		
	1989		1992
	1993	1995	1995
		1998	
	2003	7	2005
	2012		2017 11
	2019	CEO	
			603588
	22.43%		

3

		1965		
	1989		1992	1993 1995
		1995		1998
		2003	7	2005
	2012		2017	11
	2019	CEO		
				603588
10				

22.43%



注：公司实际控制人为李卫国先生，李兴国先生与李卫国先生为兄弟关系，系李卫国先生的一致行动人。

4 10%

5

817.6638

22.33 / 22.43 /

2019 11 22

1,752

2,736.2528

10.77 / 307

A 382.2369

307 A 382.2369

2019 12 12

1,483,911,924

1,487,734,293

22.43 / 22.40 /

2019 12 12

							()	
	2018 03 29	18,400,000	1,840,000,000.00	674,100.00	21,549	0.00%	1,839,325,900.00	99.96%
	2019 12 31	18,400,000	1,840,000,000.00	674,100.00	21,549	0.00%	1,839,325,900.00	99.96%
	2020 04 13	18,400,000	1,840,000,000.00	1,838,600,200.00	82,070,737	9.31%	1,399,800.00	0.08%

1	-005L-FH002			910,945	91,094,500.00 4.95%
2				638,806	63,880,600.00 3.47%
3				500,193	50,019,300.00 2.72%
4	-			440,002	44,000,200.00 2.39%

5			395,251	39,525,100.00	2.15%
6			392,553	39,255,300.00	2.13%
7			385,162	38,516,200.00	2.09%
8			375,539	37,553,900.00	2.04%
9			352,430	35,243,000.00	1.92%
10			324,749	32,474,900.00	1.77%

1

2

	2019	2018	
	306,844.28	231,200.55	32.72%
	152.73%	140.79%	11.94%
	55.57%	58.84%	-3.27%
	127.38%	115.07%	12.31%
EBITDA	53.50%	43.33%	10.17%
	8.05	9.48	

AA+

2019 7 3

AA+

2020 1 2

AA+

www.cninfo.com.cn

3 2020 3 6

2020 3 30

2020 4 14

2020 4 17

2020 4 21

2020 4 13

82,070,737

13,998

13,998

100.55 /

1.00%

1,407,498.90

128016 2020 4 22

				55	2019 07 29	2022 07 28	442,871,891	0	21,770,000	0	421,101,891
				55	2019 07 30	2022 07 29					
				54	2019 07 29	2022 07 28	89,812,833	0	9,380,000	0	80,432,833
				54	2019 07 30	2022 07 29					
				56	2019 07 29	2022 07 28	19,046,215	0	0	0	19,046,215
				49	2019 07 29	2022 07 28	1,522,642	0	350,000	0	1,172,642
				49	2019 07 30	2022 07 29	0	0	0	0	0
				47	2016 05 26	2019 07 29	3,301,028	0	499,967	0	2,801,061
				47	2016 05 26	2019 01 11	0	0	0	0	0
				49	2019 07 29	2022 07 28	2,033,398	0	300,000	0	1,733,398
				49	2019 07 30	2022 07 29	0	0	0	0	0
				43	2019 07 29	2022 07 28	1,428,192	4,700	0	-178,499	1,254,393
				43	2019 07 30	2022 07 29	0	0	0	0	0
				47	2019 07 29	2022 07 28	2,705,192	0	670,000	0	2,035,192
				44	2019 07 29	2022 07 28	474,998	0	156,250	0	318,748

				44	2019 07 30	2022 07 29	0	0	0	0	0
				63	2019 07 29	2022 07 28	0	0	0	0	0
				54	2019 07 29	2022 07 28	0	0	0	0	0
				55	2019 07 29	2022 07 28	0	0	0	0	0
				63	2019 07 29	2022 07 28	0	0	0	0	0
				57	2016 05 26	2019 07 29	0	0	0	0	0
				65	2016 05 26	2019 07 29	0	0	0	0	0
				43	2019 07 29	2022 07 28	3,400	0	0	0	3,400
				43	2019 07 30	2022 07 29					
				34	2019 07 29	2022 07 28	400	0	400	0	0
				25	2019 07 29	2022 07 28	0	0	0	0	0
				57	2016 05 26	2019 07 29	170,342	0	0	0	170,342
				57	2016 05 26	2019 07 30	0	0	0	0	0
				80	2016 05 26	2019 07 29	0	0	0	0	0
				43	2019 07 30	2020 04 17	0	0	0	0	0
				47	2019 07 30	2022 07 29	1,057,904	0	210,000	-106,249	741,655
				47	2016 05 26	2019 07 30	254,998	0	0	-191,248	63,750
				60	2016 05 26	2019 07 30	2,306,534	0	0	0	2,306,534
				40	2019 07 30	2022 07 29	815,096	0	0	0	815,096

				40	2019 07 30	2022 07 29	0	20,000	0	125,000	145,000
				42	2018 02 06	2019 01 11	318,999	0	217,000	0	101,999
	--	--	--	--	--	--	568,124,062	24,700	33,553,617	-350,996	534,244,149

					2019 01 11						
					2019 07 29			2019 7 29		2019	
					2019 01 11						
					2019 07 29			2019 7 29		2019	
					2019 07 29			2019 7 29		2019	
					2019 07 29			2019 7 29		2019	
					2019 07 30			2019 7 30			

2019 07 29

2019 7 29 2019

+R#GH3)

			2019 07 30	2019 7 30
			2019 01 11	2019 1 11
			2019 07 30	2019 7 30

			2019 07 29	2019 7 29 2019
			2019 07 29	2019 7 29 2019
			2019 07 30	2019 7 30
			2020 04 17	

1

12

1965

1989

1992

1993

1995

1995

1998

2003 7

2005

2012

1964

1988 1998

1998 2001

2001

1971

1992 2001

2001 2006

2006 8

1971

1993

2008

2008 2009

2009 10

1977

1998 2004

2004 8

1973

1998

1976

2007 2009

2009 3

1957

1983 1988

1989

1994

1995

1966

1992 2000

2000 2011

2012 2013

1965

1995 1999

2000

1957

1980

1993

1993 2009

(GD/TC83)

2

3

1977

1986

2014

1995

2017

3

1973

1980

1980

			2012 12 01	2022 05 12	
			2015 12 14	2020 12 13	
			2006 05 26		

			2011 07 30	2020 08 31	
--	--	--	------------	------------	--

10 /

--	--	--	--	--	--

			57		6	
			43		30	
			34		20	
			25		11	
			57		26	
			80		48	
			47		100	
			43		100	
			40		80	
			40		80	
			42		43	
			47		0	
			60		96	
	--	--	--	--	1,752	--

					/					/	
		0	0	0	0	892,495	297,498	0	0	594,997	
		0	0	0	0	892,495	297,498	0	0	594,997	
		0	0	0	0	764,995	76,499	0	0	509,997	
		0	0	0	0	764,995	254,998	0	0	509,997	
		0	0	0	0	318,748	106,249	0	0	212,499	
		0	0	0	0	637,496	106,250	0	0	424,997	
		0	0	0	0	382,498	127,499	0	0	254,999	
		0	0	0	0	0	0	125,000	10.77	125,000	
		0	0	0	0						

		0	0	0	0	254,998	63,750	0	0	0
		0	0	0	0	382,498	127,499	0	0	254,999
		0	0	0	0	152,999	51,000	0	0	101,999
	--	0	0	--	--	6,464,211	1,848,738	125,000	--	4,264,477

	1	2019	9								
	29.0913			2019	9	2					
	2	2019	9								
	2,053.9642			2019	9	30					
	3	2019	11			374					
	817.6638			2019	11	20					
								19.1248			
				2018							
	17.8499							2018			
								10.6249			
4	2019	12									
1,752						2,736.2528					
			12.5								

1

	1,304
	6,732

	8,036
	8,036
	0

2

3

4

2015	2020	3	1
2020			
4			
	12		4
13			
5			
	3		1
11			
6			
7			

8

1

2

3

4

5

1

--	--	--	--	--	--

2

3

	2019	2019 3 15	1	2018	3 2018	2	2019	4	2018

				5	2018	
					6	2018
				7	2018	
			8			
			2019		9	2019
				10		
					11	
2019	2019 4 15	1	2019			2
2019	2019 7 25	1				
2019	2019 7 29	1	2019		2	2019
2019	2019 9 20	1	2017			
2019	2019 10 21	1	2019			
2019	2019 3 15	1	2018		2	2018
2019	2019 8 16	1			2018	
2019	2019 9 5	1			2	
2019	2019 9 12	1		3		4
2019	2019 9 20	1		5		
2019	2019 9 12	1				2
2019	2019 9 20	1				2

	2019	2019 11 5	1
	2019	2019 1 4	1 2
	2019	2019 7 5	1 2

2019 12 31	
	2020 04 24
	(http://www.cninfo.com.cn)

	2020 04 23
	(2020) 110ZA6032

(2020) 110ZA6032

2019 12 31

2019

2019 12 31

2019

	25	37
1		2019
	1,485,533.52	234,798.65

2

1

2

3

4

5

6

1

2

3

4

5

6

7

2

1

2

3

4

5

6

7

2019

1

2

3

4

5

6

1

2019 12 31

	2019 12 31	2018 12 31
	4,428,414,585.06	4,854,923,180.61
	42,914,749.15	
	1,380,885,831.13	1,547,410,951.71
	5,636,056,135.06	4,510,848,626.93
	789,077,684.98	
	540,951,524.82	376,441,704.75
	290,865,902.72	224,031,726.17
		610,232.22
	2,016,452,159.26	2,172,288,181.74
	321,259,114.60	266,367,947.21
	15,446,877,686.78	13,952,312,319.12

		249,882,601.82
	259,998,230.03	
	16,640,831.94	
	4,349,008,635.30	3,031,856,080.18
	626,523,807.66	539,539,108.22
	990,616,190.80	961,876,075.04
	72,881,767.24	51,527,720.10
	22,250,899.78	29,969,788.23
	266,364,031.92	162,361,861.64
	364,498,107.11	672,382,835.08
	6,968,782,501.78	5,699,396,070.31
	22,415,660,188.56	19,651,708,389.43
	3,092,642,634.13	3,713,369,280.57
	650,231,761.16	118,775,078.31
	2,641,858,837.08	3,080,892,655.20
	1,513,867,627.95	819,177,284.42

	71,883,465.42	41,834,052.89
	318,635,501.93	343,582,575.23
	1,796,480,353.16	1,792,644,281.77
		9,247,610.19
	39,800.00	39,800.00
	10,085,600,180.83	9,910,275,208.39
	408,000,000.00	
	1,584,525,345.68	1,504,020,484.92
	363,760,251.35	147,584,679.43
	13,905,379.69	1,328,906.88
	2,370,190,976.72	1,652,934,071.23
	12,455,791,157.55	11,563,209,279.62
	1,487,735,509.00	1,492,082,699.00
	415,138,820.10	415,174,684.09

	1,350,936,097.25	1,377,924,715.05
	513,038,129.11	716,616,606.67
	34,236,800.41	-16,361,182.13
	240,588,444.32	155,374,581.01
	6,724,405,683.30	5,193,171,079.88
	9,740,003,225.27	7,900,749,970.23
	219,865,805.74	187,749,139.58
	9,959,869,031.01	8,088,499,109.81
	22,415,660,188.56	19,651,708,389.43

2

	2019 12 31	2018 12 31
	1,376,226,253.02	2,528,828,176.62
	42,914,749.15	
	945,403,970.67	874,574,735.62
	2,599,230,817.44	1,737,980,159.42
	131,110,688.37	
	209,457,606.05	179,335,189.21
	4,089,563,640.08	2,070,597,279.48
	13,562,284.46	1,226,150.94
	800,000,000.00	515,628,373.13
	25,756,585.78	68,166,555.46

	53,785,501.36	38,373,197.39
	9,473,449,811.92	7,497,855,293.20
	42,914,749.15	
		211,800,000.00
	3,215,175,394.33	3,067,149,803.97
	254,441,284.80	
	16,640,831.94	
	52,090,664.93	60,239,327.23
		758,634.50
	55,516,571.59	88,813,196.00
	421,813.18	1,346,278.58
	93,263,984.68	55,797,547.47
	106,914,239.60	83,723,650.00
	3,794,464,785.05	3,569,628,437.75
	13,267,914,596.97	11,067,483,730.95
	1,762,975,927.02	2,684,335,280.57
	387,868,658.41	24,800,000.00
	1,916,374,580.24	1,708,315,948.21

	548,146,605.78	275,493,225.26
	21,477,241.94	20,912,311.27
	56,857,224.31	41,499,001.73
	2,701,324,047.44	1,445,289,952.42
		8,684,937.69
	39,800.00	39,800.00
	7,395,024,285.14	6,200,645,776.06

	240,588,444.32	155,374,581.01
	927,977,548.09	603,249,435.22
	3,978,527,648.64	3,362,817,526.57
	13,267,914,596.97	11,067,483,730.95

3

	2019	2018
	18,154,344,171.40	14,045,708,250.74
	18,154,344,171.40	14,045,708,250.74
	15,681,521,028.51	12,385,319,718.05
	11,665,034,655.27	9,187,089,970.45
	139,428,085.62	121,642,432.49
	2,141,651,481.66	1,698,642,436.32
	965,312,517.25	916,977,431.33
	356,706,013.29	268,180,033.28
	413,388,275.42	192,787,414.18
	367,013,422.52	150,362,949.37
	33,610,634.12	27,307,491.56
	286,544,409.25	210,499,364.88
“ ”	3,000,000.00	2,815,020.23

“ ”		
“ ”		
“ ”	1,938,718.34	
“ ”	-133,446,271.02	
“ ”	-8,352,057.30	-62,435,199.29
“ ”	-868,452.20	6,315,221.00
“ ”	2,621,639,489.96	1,817,582,939.51
	15,086,565.06	14,571,607.85
	44,768,127.36	10,384,711.97
“ ”	2,591,957,927.66	1,821,769,835.39
	516,696,617.86	310,835,201.41
“ ”	2,075,261,309.80	1,510,934,633.98
1. “ ”	2,075,261,309.80	1,510,934,633.98
2. “ ”		
1.	2,065,944,687.98	1,508,221,286.20
2.	9,316,621.82	2,713,347.78
	12,105,630.23	-13,476,517.73
	12,105,630.23	-13,494,377.49
	-16,614,446.07	
1.		
2.		
3.	-16,614,446.07	

4.		
5.		
	28,720,076.30	-13,494,377.49
1.		
2.		
3.		
4.		
5.		
6.		
7.		
8.	28,720,076.30	-13,494,377.49
9.		
		17,859.76
	2,087,366,940.03	1,497,458,116.25
	2,078,050,318.21	1,494,726,908.71
	9,316,621.82	2,731,207.54
	1.44	1.01
	1.36	1.00
	0.00	0.00

4

	2019	2018
--	------	------

	7,400,652,377.13	7,965,800,419.36
	6,345,870,029.16	6,889,048,302.68
	23,287,057.23	25,822,969.01
	357,586,956.99	529,644,814.10
	269,607,559.21	325,944,138.29
	87,401,638.92	90,936,607.61
	255,477,515.57	164,847,202.96

“ ”		
	12,664,258.80	
	12,664,258.80	
1.		
2.		
3.	12,664,258.80	
4.		
5.		
1.		
2.		
3.		
4.		
5.		
6.		
7.		
8.		
9.		
	864,802,891.90	446,256,973.85

	43,503,861.94	18,985,701.58
		554,984.10
	33,610,634.12	17,407,512.29
	80,114,496.06	186,948,197.97
	1,344,638,448.13	1,742,773,372.19
	46,714,749.15	6,300,000.00
	63,123,241.61	22,902,360.56
	1,454,476,438.89	1,771,975,732.75
	-1,374,361,942.83	-1,585,027,534.78
	328,694,426.56	1,050,000.00
	34,000,000.00	1,050,000.00
	4,072,558,190.90	3,927,706,815.45
		1,333,198,307.62
	4,401,252,617.46	5,261,955,123.07
	4,286,784,837.34	1,540,989,099.42
	736,580,837.93	270,642,320.51
	41,397,735.09	538,820,057.43
	5,064,763,410.36	2,350,451,477.36
	-663,510,792.90	2,911,503,645.71
	29,533,591.10	-2,609,779.81
	-419,378,798.05	2,337,812,961.03
	4,631,320,369.80	2,293,507,408.77
	4,211,941,571.75	4,631,320,369.80

6

	2019	2018
	7,713,061,470.85	6,911,069,460.64
	1,190,071,396.69	873,086,527.84
	8,903,132,867.54	7,784,155,988.48
	6,841,324,438.35	6,743,143,876.52
	263,055,123.28	477,324,548.02
	130,916,618.52	254,923,945.25
	2,223,812,128.26	373,781,663.63
	9,459,108,308.41	7,849,174,033.42
	-555,975,440.87	-65,018,044.94
	518,628,373.13	687,903.80
	5,660,947.75	818,439.23
		18,889,481.25
	524,289,320.88	20,395,824.28
	29,290,980.52	52,083,752.15
	176,164,749.15	232,490,000.00
	205,455,729.67	284,573,752.15
	318,833,591.21	-264,177,927.87
	294,694,426.56	
	2,107,645,815.24	2,529,438,098.88

		899,418,711.01
	2,402,340,241.80	3,428,856,809.89
	2,738,336,797.42	965,000,000.00
	556,608,949.20	245,008,114.37
	37,198,855.15	476,307,023.57
	3,332,144,601.77	1,686,315,137.94
	-929,804,359.97	1,742,541,671.95
		-9,887,952.96
	-1,166,946,209.63	1,403,457,746.18
	2,398,080,485.66	994,622,739.48
	1,231,134,276.03	2,398,080,485.66

7

	2019														
	1,492,082,699.00			415,174.68	1,377,924.71	716,616,606.67	-16,361,182.13		155,374,581.01		5,193,171,079.88		7,900,749,970.23	187,749,139.58	8,088,499,109.81
							38,492,352.31				-8,933,081.55		29,559,270.76		29,559,270.76
	1,492,082,699.00			415,174.68	1,377,924.71	716,616,606.67	22,131,170.1		155,374,581.01		5,184,237,99		7,930,309,24	187,749,139.58	8,118,058,38

	699.0 0		4.09	5.05	67	8		01		8.33		0.99	58	0.57
“ ”	-4,34 7,190 .00		-35,8 63.99	-26,98 8,617. 80	-203,5 78,477 .56	12,105 ,630.2 3		85,213 ,863.3 1		1,540, 167,68 4.97		1,809, 693,98 4.28	32,116 ,666.1 6	1,841, 810,65 0.44
										2,065, 944,68 7.98		2,065, 944,68 7.98	9,316, 422.86	2,075, 261,11 0.84
	-4,34 7,190 .00		-35,8 63.99	-26,98 8,617. 80	-203,5 78,477 .56	12,105 ,630.2 3						184,31 2,436. 00	34,000 ,000.0 0	218,31 2,436. 00
1	-4,34 7,190 .00		-35,8 63.99	-89,49 6,090. 93	-203,5 78,477 .56							109,69 9,332. 64	34,000 ,000.0 0	143,69 9,332. 64
2						-16,61 4,446. 07						-16,61 4,446. 07		-16,61 4,446. 07
3				62,507 ,473.1 3		28,720 ,076.3 0						91,227 ,549.4 3		91,227 ,549.4 3
4														
								85,213 ,863.3 1		-525,7 77,003 .01		-440,5 63,139 .70	-11,19 9,756. 70	-451,7 62,896 .40
1								85,213 ,863.3 1		-85,21 3,863. 31				
2														
3										-440,5 63,139 .70		-440,5 63,139 .70	-11,19 9,756. 70	-451,7 62,896 .40
4														
1														
2														

3																		
4																		
5																		
6																		
1																		
2																		
	1,487																	
	,735,																	

	5.00		5.56	2.73	00	62	2.07	4.34	02
--	------	--	------	------	----	----	------	------	----

	1.00				.00										
2															
3															
4															
5															
6															
1															
2															
	1,492,082,699.00		415,174,684.09	1,377,924,715.05	716,616,606.67	-16,361,182.13		155,374,581.01		5,193,171,079.88		7,900,749,970.23	187,749,139.58	8,088,499,109.81	

8

	2019														
	1,492,082,699.00														

	82,699.00			4,684.09	2,733.92	606.67	33.28		581.01	5,918.00		842.63
“ ”	-4,347,190.00			-35,863.99	-46,502,369.76	-203,578,477.56	12,664,258.80		85,213,863.31	326,361,630.09		576,932,806.01
										852,138,633.10		852,138,633.10
	-4,347,190.00			-35,863.99	-46,502,369.76	-203,578,477.56	12,664,258.80					165,357,312.61
1	-4,347,190.00			-35,863.99	-50,747,421.54	-203,578,477.56						148,448,002.03
2							12,664,258.80					12,664,258.80

5												
6												
1												
2												
	1,487,735,509.00			415,138,820.10	1,367,050,364.16	513,038,129.11	53,075,092.08		240,588,444.32	927,977,548.09		3,978,527,648.64

	2018											
	881,851,515.00			415,290,965.56	2,011,704,566.86	517,902,930.00			110,748,883.62	333,377,919.76		3,235,070,920.80
	881,851,515.00			415,290,965.56	2,011,704,566.86	517,902,930.00			110,748,883.62	333,377,919.76		3,235,070,920.80
“ ”	610,231,184.00			-116,281.47	-598,151,832.94	198,713,676.67			44,625,697.39	269,871,515.46		127,746,605.77
										446,256,973.85		446,256,973.85
	-7,064,867.00			-116,281.47	19,144,218.06	198,713,676.67						-186,750,607.08
1	14,470.00			-116,281.47	511,926.65							410,115.18

2												
3	-7,079,337.00				18,632,291.41							11,552,954.41
4						198,713,676.67						-198,713,676.67
									44,625,697.39	-176,385,458.39		-131,759,761.00
1									44,625,697.39	-44,625,697.39		
2										-131,759,761.00		-131,759,761.00
3												
	617,296,051.00				-617,296,051.00							
1	617,296,051.00				-617,296,051.00							
2												

	9.00			09	92						
--	------	--	--	----	----	--	--	--	--	--	--

1

()

1998 3 30 300

2000 10 12 [2000]126

2000 8 31 2,472.5 1 1
2000

10 13 1100002604378

2007 2007 6 30 2,472.5

10 6 1,483.5

3,956

2007

[2008]927 2008 9 1

1,320

[2008]131

2008 9 10

002271 5,276

[2017]894 2017 9 25 1,840.00

100.00 18.40 2018 1 1 2018 12 31

14,470

2013

		28,900.00		3		3
	2017					
3.5883	2.89					
	2016					
		7,050,437.00			312	
312			2017			
			4.6706		688.0438	
	3		3			
		10.6824	16.9999			
					7,079,337	
1,492,082,695.00						
	2016					
		8,172,388.00			2018	
						7,926,103
			2018			
	2016					
			246,285			
1,483,910,311.00						
	2019			2019	11	11
		2019	9	27		

1

2019 12 31

2019

2

1 1 12 31

3

12

4

5

1

2

3

6

1

2

3

/

4

8

9

1

2

10

1

2

5

11

6

12

170

12

12

12

12

A

1

2

B

1

2

/

1

2

3

12

12

30

22

22

176

3

20% 20% 50%

20%

5

19

13

1

2

2

		10-20	5	4.75-9.5
		5-10	5	9.5-19
		5-10	5	9.5-19
		5-10	5	9.5-19

3

19

3

5

6

14

19

15

1

2

3

3

16

1

40-50

18

19

1

2

3

4

20

1

2

3

21

1

2

C A D B

A B

C

D

2

24

1

25

/

1

2

1

2

26

1

1

2

27

1

2

3

4

5

28

1



2017

22

23

24

R@ARD;5WgDAW2sR7PYPa ,P

2019 1 1

2019 1 1

2019

2019 1 1

		282,006,277.65
249,882,601.82		14,702,113.60
		1,260,612,141.05
1,547,410,951.71		280,470,666.87
		4,508,821,802.27
4,510,848,626.93		
		221,811,442.24
224,031,726.17		

2019 1 1

2018 12 31

2019 1 1

-8,933,081.55

2018

2019

2018

2019 1 1

2019 1 1

2019 5 9

7

2019 1 1

2019 1 1

2019 4

2019

[2019]6 2018 6

2018

[2018]15

2019 9

2019

[2019]16

2018

[2019]1

[2019]6

[2019]16

[2019]6

[2019]16

3 2019

	2018 12 31	2019 01 01	
	4,854,923,180.61	4,854,923,180.61	
	1,547,410,951.71	1,260,612,141.05	-286,798,810.66
	4,510,848,626.93	4,508,821,802.27	-2,026,824.66
		280,470,666.87	280,470,666.87
	376,441,704.75	376,441,704.75	
	224,031,726.17	221,811,442.24	-2,220,283.93
	610,232.22	610,232.22	
	2,172,288,181.74	2,172,288,181.74	
	266,367,947.21	266,367,947.21	
	13,952,312,319.12	13,941,737,066.74	-10,575,252.38

	249,882,601.82		-249,882,601.82
		282,006,277.65	282,006,277.65
		14,702,113.60	14,702,113.60
	3,031,856,080.18	3,031,856,080.18	
	539,539,108.22	539,539,108.22	
	961,876,075.04	961,876,075.04	
	51,527,720.10	51,527,720.10	
	29,969,788.23	29,969,788.23	
	162,361,861.64	162,982,235.91	620,374.27
	672,382,835.08	672,382,835.08	
	5,699,396,070.31	5,746,842,234.01	47,446,163.70
	19,651,708,389.43	19,688,579,300.75	36,870,911.32
	3,713,369,280.57	3,713,369,280.57	
	118,775,078.31	118,775,078.31	
	3,080,892,655.20	3,080,892,655.20	
	819,177,284.42	819,177,284.42	

	1,377,924,715.05	1,377,924,715.05	
	716,616,606.67	716,616,606.67	
	-16,361,182.13	22,131,170.18	38,492,352.31
	155,374,581.01	155,374,581.01	
	5,193,171,079.88	5,184,237,998.33	-8,933,081.55
	7,900,749,970.23	7,930,309,240.99	29,559,270.76
	187,749,139.58	187,749,139.58	
	8,088,499,109.81	8,118,058,380.57	29,559,270.76
	19,651,708,389.43	19,688,579,300.75	36,870,911.32

	2018 12 31	2019 01 01	
	2,528,828,176.62	2,528,828,176.62	
	874,574,735.62	753,014,064.63	-121,560,670.99
	1,737,980,159.42	1,739,443,476.53	1,463,317.11
		116,857,835.39	116,857,835.39
	179,335,189.21	179,335,189.21	
	2,070,597,279.48	2,071,254,057.83	656,778.35
	1,226,150.94	1,226,150.94	
	515,628,373.13	515,628,373.13	
	68,166,555.46	68,166,555.46	

	24,800,000.00	24,800,000.00	
	1,708,315,948.21	1,708,315,948.21	
	275,493,225.26	275,493,225.26	
	20,912,311.27	20,912,311.27	

	716,616,606.67	716,616,606.67	
		38,492,352.31	38,492,352.31
	155,374,581.01	155,374,581.01	
	603,249,435.22	601,135,279.86	-2,114,155.36
	3,362,817,526.57	3,399,195,723.52	36,378,196.95
	11,067,483,730.95	11,110,993,251.42	43,509,520.47

4 2019

29

1

		16 11 13 10 6 5 3
		1 5 7
		25
		3 5

--	--

2

2017 10 25

GR201711001918

2017 2019 15%

2019 12 5

GR201932005071

2019 2021

15%

2017 9 5

GR201743000361

2017 2019

15%

2017 11 17

GR201732001318

2017 2019

15%

2019 12 4

GR201933004798

2019 2021

15%

2018 11 30

GR201821001006

2018 2020

15%

2018 11 30

GR201811009323

2018 2020

15%

2018 11 28

GR201844008067

2018 2020

15%

2018 11 27

GR201831003544

2018 2020

15%

2018 11 30

GR201837002372

2018 2020

15%

2019 10 30

GR201913001819

2019 2021

15%

2012 12

2019

15%

[2011]58

2019

15%

2017 8 10

GR201711000530

2017 2019

15%

2019 12 2

GR201944006222

2019 2021

15%

1

	5,561,402.39	2,058,925.80
	4,206,380,169.36	4,629,261,444.00
	216,473,013.31	223,602,810.81
	4,428,414,585.06	4,854,923,180.61
	201,796,952.28	202,170,976.22

2019 12 31

109,074,857.43

5,700,067.91

99,739,036.59

677,452.20

1,281,599.18

216,473,013.31

2

1

	1,380,885,831.13	1,260,612,141.05
	1,380,885,831.13	1,260,612,141.05

	1,387,820,966.06	100.00%	6,935,134.93	0.50%	1,380,885,831.13	1,266,940,284.84	100.00%	6,328,143.79	0.50%	1,260,612,141.05
	1,387,820,966.06	100.00%	6,935,134.93	0.50%	1,380,885,831.13	1,266,940,284.84	100.00%	6,328,143.79	0.50%	1,260,612,141.05
	1,387,820,966.06	100.00%	6,935,134.93	0.50%	1,380,885,831.13	1,266,940,284.84	100.00%	6,328,143.79	0.50%	1,260,612,141.05

	6,328,143.79	606,991.14				6,935,134.93
	6,328,143.79	606,991.14				6,935,134.93

3

	48,542,509.72
	48,542,509.72

4

	581,472,959.35
	581,472,959.35

3

1

	5,037,71 2.25	0.08%	5,037,71 2.25	100.00%		5,044,796 .25	0.10%	5,044,796 .25	100.00%	
	6,234,95 8,974.16	99.92%	598,902, 839.10	9.61%	5,636,056 ,135.06	4,982,978 ,741.59	99.90%	474,156,9 39.32	9.52%	4,508,821,8 02.27

	6,234,958,974.16	99.92%	598,902,839.10	9.61%	5,636,056,135.06	4,982,978,741.59	99.90%	474,156,939.32	9.52%	4,508,821,802.27
	6,239,996,686.41	100.00%	603,940,551.35	9.68%	5,636,056,135.06	4,988,023,537.84	100.00%	479,201,735.57	9.61%	4,508,821,802.27

5,037,712.25

	5,037,712.25	5,037,712.25	100.00%
	5,037,712.25	5,037,712.25	--

598,902,839.10

1	5,111,135,657.51	246,867,852.27	4.83%
1 2	669,400,980.37	75,307,610.29	11.25%
2 3	169,138,757.08	51,688,804.16	30.56%
3 4	103,002,092.52	53,499,286.85	51.94%
4 5	62,093,648.24	51,351,447.09	82.70%
5	120,187,838.44	120,187,838.44	100.00%
	6,234,958,974.16	598,902,839.10	--

1	1	5,111,142,741.51
1	2	670,706,280.37
2	3	169,138,757.08
3		289,008,907.45
3	4	103,002,092.52
4	5	63,646,294.94
5		122,360,519.99
		6,239,996,686.41

13

2

	479,201,735.57	127,634,728.74		2,895,912.96		603,940,551.35
	479,201,735.57	127,634,728.74		2,895,912.96		603,940,551.35

--	--	--

3

	2,895,912.96

--	--	--	--	--	--

4

1	594,348,922.22	9.52%	27,502,929.21
2	438,610,540.36	7.03%	20,296,284.20
3	346,658,573.18	5.56%	27,592,629.04

2019 12 31

5

1

1	508,827,745.38	94.06%	353,611,866.14	93.94%
1 2	25,638,974.26	4.74%	19,554,988.76	5.19%
2 3	3,849,650.28	0.71%	1,689,927.09	0.45%
3	2,635,154.90	0.49%	1,584,922.76	0.42%
	540,951,524.82	--	376,441,704.75	--

1

1

32,123,779.44

2

339,565,299.78

62.76%

6

--	--

	290,865,902.72	221,811,442.24
--	----------------	----------------

1

1

		610,232.22
		610,232.22

2

1

	197,231,747.04	88,990,806.48
	38,003,897.22	61,986,895.13
	55,330,946.04	59,178,756.44
	47,480,656.49	42,785,222.28
	6,376,713.95	17,383,731.48
	344,423,960.74	270,325,411.81

2

--	--	--

1	1	235,440,897.13
1	2	48,501,275.83
2	3	13,185,922.77
3		47,295,865.01
3	4	12,320,020.05
4	5	22,805,515.46
5		12,170,329.50
		344,423,960.74

3

	770,694.89

--	--	--	--	--	--

4

		100,000,000.00	1	29.03%	3,000,000.00
		20,000,000.00	4-5	5.81%	600,000.00

		5,265,678.02	5	1.53%	157,970.34
	--	141,265,678.02	--	41.02%	4,407,970.34

7

1

3

--	--	--	--	--	--	--	--	--	--	--	--

--	--	--	--	--	--	--	--


--	--	--	--	--

2

3

4

--	--	--	--	--	--	--	--



	15,052,602,135.61
	789,674,139.43

10

	639,251,601.51	402,172.58	638,849,428.93	590,565,309.39	505,795.85	590,059,513.54
	548,908,726.02	3,068,490.14	545,840,235.88	386,461,015.33	2,325,948.89	384,135,066.44
	42,088,355.02		42,088,355.02	40,888,535.48		40,888,535.48
	803,289,726.45	13,615,587.02	789,674,139.43	1,163,305,008.39	6,099,942.11	1,157,205,066.28
	2,033,538,409.00	17,086,249.74	2,016,452,159.26	2,181,219,868.59	8,931,686.85	2,172,288,181.74

13

11

	505,795.85					

	13,615,587.02
	15,052,602,135.61
	789,674,139.43

8
 √

	298,475,404.80	263,398,600.57
	22,634,029.71	1,261,141.45
	149,680.09	1,708,205.19
	321,259,114.60	266,367,947.21

9

18 03	42,914,749.15		42,914,749.15			
	42,914,749.15		42,914,749.15			

	12	()	()	
2019 1 1	—	—	—	—

10

	259,998,230.03	282,006,277.65
	259,998,230.03	282,006,277.65

		62,441,284.80				
			25,500,000.00			
			8,689,805.00			
			2,135,851.59			

11

	16,640,831.94	14,702,113.60
	16,640,831.94	14,702,113.60

12

	4,349,008,635.30	3,031,856,080.18
	4,349,008,635.30	3,031,856,080.18

1

1.	1,710,913,103.39	1,895,515,697.32	42,764,488.23	185,152,764.86	3,834,346,053.80
2.	940,560,218.40	668,397,929.42	17,818,311.20	67,304,318.98	1,694,080,778.00
1	30,942,997.47	76,750,251.36	16,618,288.96	47,712,699.44	172,024,237.23
2	873,474,991.92	567,728,094.45	931,949.30	16,021,445.73	1,458,156,481.40
3	36,142,229.01	23,919,583.61	268,072.94	3,570,173.81	63,900,059.37
3.	6,538,750.11	77,989,489.04	5,061,502.60	19,383,915.76	108,973,657.51
1	6,538,750.11	77,989,489.04	5,061,502.60	19,383,915.76	108,973,657.51
4.	2,644,934,571.68	2,485,924,137.70	55,521,296.83	233,073,168.08	5,419,453,174.29
1.	247,328,428.34	441,562,853.16	24,089,597.47	88,083,915.63	

2.					
1					
3.					
1					
4.	996,411.98	428,767.04			1,425,179.02
1.	2,301,617,502.35	1,898,110,153.63	27,875,548.82	121,405,430.50	4,349,008,635.30
2.	1,462,588,263.07	1,453,524,077.12	18,674,890.76	97,068,849.23	3,031,856,080.18

2

	307,045,172.47
	159,891,722.04
	129,376,882.12
	59,071,954.54
	121,442,849.60
	34,677,358.93
	29,717,437.52
	175,388,486.85
	76,038,236.73
	73,317,419.70
	17,696,536.79
	1,183,664,057.29

2019 12 31

260,368,129.87

54

13

--	--

	626,523,807.66	539,539,108.22
	626,523,807.66	539,539,108.22

1

	177,337,703.01		177,337,703.01	14,997,562.74	14,997,562.74
	135,394,698.82		135,394,698.82	1,164,438.21	1,164,438.21
	72,013,906.01		72,013,906.01	20,750,987.79	20,750,987.79
10	64,845,214.33		64,845,214.33	125,212,486.58	125,212,486.58
	38,469,653.61		38,469,653.61	25,762,682.01	25,762,682.01
2040					
4	29,380,507.26		29,380,507.26	521,698.11	521,698.11
28					
30					
DAW	27,980,451.55		27,980,451.55	125,309,194.72	125,309,194.72
				33,672,003.43	33,672,003.43
	16,022,110.37		16,022,110.37	363,636.36	363,636.36
	15,226,708.82		15,226,708.82	6,718,678.21	6,718,678.21
	11,854,001.94		11,854,001.94		




	10,453,998.92		10,453,998.92	15,742,889.08		15,742,889.08
	5,886,366.94		5,886,366.94	2,190,356.44		2,190,356.44
	4,574,040.02		4,574,040.02	36,011,227.58		36,011,227.58
	3,771,031.58		3,771,031.58	231,493.82		231,493.82

					2,183,573.16		2,183,573.16
	626,523,807.66			626,523,807.66	539,539,108.22		539,539,108.22

2

DAW	289,120,780.00	125,309,194.72	44,617,436.81	141,946,179.98		27,980,451.55	58.77%	65				
10	712,944,000.00	125,212,486.58	195,949,651.98	256,316,924.23		64,845,214.33	72.30%	80.00	16,556,902.88		5.60%	
2400 4 20 1000 TPO	437,239,800.00	94,224,021.57	35,125,259.01	129,349,280.58			71.71%	100.00	15,801,985.92		5.60%	
	77,000,000.00	36,011,227.58	10,590,310.25	42,027,497.81		4,574,040.02	91.99%	95.00				
	454,873,700.00	33,672,003.43	42,508,354.64	76,180,358.07			94.88%	100.00	23,651,986.18		5.60%	



	195,900,000.00	1,164,438.21	134,969,806.06			136,134,244.27	69.49%	80.00				
2040												
4	268,060,000.00	521,698.11	161,063,474.32	132,204,665.17		29,380,507.26	60.28%	65.00				
28												
30												
	117,424,000.00	439,979.55	64,510,020.45	63,144,569.03		1,805,430.97	55.31%	60.00				
	32,820,000.00	363,636.36	16,219,184.35	560,710.34		16,022,110.37	50.53%	60.00				
	158,590,000.00	231,493.82	36,847,249.54	33,307,711.78		3,771,031.58	23.23%	25.00				
	16,280,000.00		11,854,001.94			11,854,001.94	72.81%	80.00				
	311,068,		73,459,8	73,459,8			80.32%	100.00	11,481,1			5.60%

	000.00		36.60	36.60					08.84			
	5,256,750,680.00	528,989,819.08	1,535,765,895.63	1,454,886,712.05		609,869,002.66	--	--	67,889,004.65	397,020.83		--

14

1

1.	963,172,994.90	2,937,940.52	642,739.66	1,431,900.00	60,975,526.01	1,029,161,101.09
2.	42,063,689.47		2,081,969.77		18,571,006.02	62,716,665.26
1	32,463,689.47		2,081,969.77		18,571,006.02	53,116,665.26
2						
3	9,600,000.00					9,600,000.00
3.					804,478.79	804,478.79
1					804,478.79	804,478.79
4.	1,005,236,684.37	2,937,940.52	2,724,709.43	1,431,900.00	78,742,053.24	1,091,073,287.56
1.	60,596,273.24	237,745.57	32,136.98	481,080.91	5,937,789.35	67,285,026.05
2.	20,424,506.64	105,559.44	422,008.93	15,201.31	12,309,196.51	33,276,472.83
1	19,608,506.64	105,559.44	422,008.93	15,201.31	12,309,196.51	32,460,472.83
	816,000.00					816,000.00
3.					104,402.12	104,402.12

2

5

4.00%

12%

16

--	--	--	--

	624,643,971.01	100,705,382.10	523,860,709.90	82,271,436.74
	263,778,960.75	56,980,336.84	225,078,924.63	38,891,752.62
	426,461,760.77	65,511,784.67	173,848,578.09	26,015,677.14
	253,587,050.41	38,038,057.56	70,086,955.68	15,803,369.41
	34,189,805.00	5,128,470.75		
	1,602,661,547.94	266,364,031.92	992,875,168.30	162,982,235.91

2

	62,441,284.80	9,366,192.72	48,744,270.40	7,311,640.56
	3,140,831.94	471,124.79		
	19,579,255.45	4,068,062.18	8,859,379.20	1,328,906.88
	85,161,372.19	13,905,379.69	57,603,649.60	8,640,547.44

3

		266,364,031.92		162,982,235.91
		13,905,379.69		8,640,547.44

4

		58,301,202.05		53,563,506.32
		388,869,624.50		157,721,080.98
		447,170,826.55		211,284,587.30

A	6,000	2019 12 31	6,000
B		30,000 2019 12 31	15,000
C		40,000 2019 12 31	
15,000			
D		20,000 2019 12 31	
8,000			
E		25,000 2019 12 31	
5,000			
F		3,500 2019 12 31	
27,500			
G	89,000	2019 12 31	38,000
H			30,000
		2019 12 31	
266,534,514.29			
I		20,000 2019 12 31	20,000
J		5,000 2019 12 31	5,000
K		5,000 2019 12 31	
4,000			
L		8,000 2019 12 31	5,000

M		16,000	2019 12 31	
	10,000			
N		5,000	2019 12 31	
	5,000			
O			24,000	2019
12 31		20,000		
P		5,000	2019 12 31	
	5,000			
Q		20,000	2019 12 31	
20,000	279,125			
R		8,000	2019 12 31	
7,000	97,240.76			
S		10,000	2019 12 31	7,500
T		5,000	2019 12 31	3,000
U		3,000	2019 12 31	3,000
V		5,300	2019 12 31	
	4,000			
W		5,000	2019 12 31	5,000
X	15,000		2019 12 31	6,000

Y			
	7,000	2019	12 31
4,000			
Z			
	5,000	2019	12 31
1,300			
AA			
	12,200	2019	12 31
6,000			
AB			
	16,500	2019	12 31
4,900			
AC			
		15,000	2019 12 31
	10,000		
	55,000		
	2019 12 31	98,353,788.39	

A
3,087,624.34

B
19,025,411.11

C
3,641,296.00

20

	407,769,972.98	
	242,461,788.18	118,775,078.31
	650,231,761.16	118,775,078.31

0.00

21

1

	2,024,721,635.65	2,591,985,253.26
	376,598,960.00	274,969,472.32
	141,594,389.84	110,041,788.81
	77,683,639.66	73,887,780.36
	21,260,211.93	30,008,360.45
	2,641,858,837.08	3,080,892,655.20

2

1

	188,610,214.77	
	188,610,214.77	--

22

1

	397,437,858.51	432,089,026.42
	1,116,429,769.44	387,088,258.00
	1,513,867,627.95	819,177,284.42

2

1

--	--	--

	95,971,919.87	
	95,971,919.87	--

23

1

	39,378,436.62	1,577,370,763.59	1,546,381,639.57	70,367,560.64
-	1,404,646.98	78,714,781.57	78,603,523.77	1,515,904.78
	1,050,969.29	7,255,505.63	8,306,474.92	
	41,834,052.89	1,663,341,050.79	1,633,291,638.26	71,883,465.42

2

1	33,824,321.30	1,412,611,922.62	1,381,475,321.06	64,960,922.86
2		51,557,043.63	51,557,043.63	
3	1,251,479.49	47,927,053.05	47,792,847.59	1,385,684.95
	478,904.34	40,455,157.92	40,335,670.42	598,391.84
	36,813.59	3,308,487.41	3,293,833.98	51,467.02
	735,761.56	4,163,407.72	4,163,343.19	735,826.09
4	1,969,601.16	44,024,954.10	43,931,318.75	2,063,236.51
5	2,333,034.67	21,249,790.19	21,625,108.54	1,957,716.32
6				
7				

	39,378,436.62	1,577,370,763.59	1,546,381,639.57	70,367,560.64
--	---------------	------------------	------------------	---------------

3

1	1,152,094.60	75,799,826.42	75,712,363.73	1,239,557.29
2	252,552.38	2,914,955.15	2,891,160.04	276,347.49
3				
	1,404,646.98	78,714,781.57	78,603,523.77	1,515,904.78

24

	48,405,943.19	89,354,038.71
	218,607,197.65	220,697,676.69
	26,063,847.93	10,030,857.49
	9,352,263.90	9,741,918.14
	7,818,557.49	7,858,084.60
	3,302,669.12	3,017,680.13
	2,787,277.64	1,458,021.04
	2,297,745.01	1,424,298.43
	318,635,501.93	343,582,575.23

25

		9,247,610.19
	39,800.00	39,800.00
	1,796,440,553.16	1,783,356,871.58

	1,796,480,353.16	1,792,644,281.77
--	------------------	------------------

1

		5,562,672.50
		3,684,937.69
		9,247,610.19

--	--	--

2

	39,800.00	39,800.00
	39,800.00	39,800.00

1

3

1

	573,457,920.72	620,650,136.52
	317,996,450.97	423,194,054.77
	513,038,129.11	365,086,545.54
	273,145,138.16	292,033,351.32
	23,318,195.40	
	95,484,718.80	82,392,783.43
	1,796,440,553.16	1,783,356,871.58

26

1

	408,000,000.00	
	408,000,000.00	

A

30,000 2019 12 31 30,000

B

4,900 5,000 2019 12 31

C

5,900 19,000 2019 12 31

27

1

	1,584,525,345.68	1,504,020,484.92
	1,584,525,345.68	1,504,020,484.92

2

--	--	--	--	--	--	--	--	--	--	--	--

	1,840,000	2017 9 25	6	1,840,000	1,504,020		11,113,22	78,723,26	9,331,628		1,584,525
	,000.00			,000.00	,484.92		2.58	6.81	.63		,345.68
	--	--	--	1,840,000	1,504,020		11,113,22	78,723,26	9,331,628		1,584,525
				,000.00	,484.92		2.58	6.81	.63		,345.68

3

			[2017]894		2017 9 25
	1,840.00			100.00	18.40
6				0.3%	0.5%
	1.3%	1.5%	1.8%		1.0%

	2017 9 29		2018 3 29	2023 9 25
				38.48
20	A		20	
	A			

/

28

	147,584,679.43	230,056,424.06	13,880,852.14	363,760,251.35	
	147,584,679.43	230,056,424.06	13,880,852.14	363,760,251.35	--

		5,434,000.00					5,434,000.00	
		1,600,000.00		13,333.33			1,586,666.67	
		29,681,200.00		123,671.67			29,557,528.33	
		95,000,000.00					95,000,000.00	
		64,464,000.00					64,464,000.00	
		14,900,921.10		223,513.83			14,677,407.27	
XPS HCFCs	9,627,961.74	4,802,478.96		2,259,084.18			12,171,356.52	
	42,986,140.57	9,221,344.00		2,630,085.65			49,577,398.92	
		4,952,480.00					4,952,480.00	

E								
	12,918,000.00			1,274,000.00			11,644,000.00	
	21,431,620.00			1,127,980.00			20,303,640.00	
	928,210.86			139,231.56			788,979.30	
	2,456,250.00			491,250.00			1,965,000.00	
	150,000.00			43,750.00			106,250.00	
	3,500,000.00			763,636.35			2,736,363.65	
	5,701,212.93			789,255.57			4,911,957.36	
	18,184,350.00			1,097,800.00			17,086,550.00	
	300,000.00			100,000.00			200,000.00	
	708,333.33			100,000.00			608,333.33	
	4,860,000.00			540,000.00			4,320,000.00	
	11,287,500.00			630,000.00			10,657,500.00	
	3,860,000.00			772,000.00			3,088,000.00	

	7,185,100.00			718,510.00			6,466,590.00	
	1,500,000.00			43,750.00			1,456,250.00	
	147,584,679.43	230,056,424. 06		13,880,852.1 4			363,760,251.35	

1 2019 12

5,434,000.00

2 2019 11

1,600,000.00

3 2019 10 2019 12

29,681,200.00

4 2019 6 2019 10 2019 12

95,000,000.00

5 2019 4 2019 12

64,464,000.00

6 2019 3 2019 4

14,900,921.10

7 2019 12 2017 4 2015 4 2014 9

2014	1	2013	4		19,680,546.13		XPS
HCFCs							
8				2019	1	2018	12
						2018	6
						53,370,158.32	
9				2019	1		
		E				4,952,480.00	
10				2015	4		
						16,740,000.00	
						2.4	
11				2017	4		
						23,020,000.00	
12				2016	9	2016	10
						1,284,000.00	
13				2015	11		
						3,930,000.00	
14				2015	5		
	2014					300,000.00	
15				2017	12		
3,500,000.00						EVA	
16				2018	10		
						5,900,000.00	

17		2014	1						
				21,956,000.00					
18		2016	11						
				500,000.00					
19		2014	12						2014
				1,000,000.00					
20		2018	1						
				5,400,000.00					
21		2015	6		2015	9	2016	5	
									12,600,000.00
22		2017	11						
				3,860,000.00					
23		2018	11						
				7,185,100.00					
24		2017	9						
				1,500,000.00					
29									

		+ -					
	1,492,082,699.00	3,822,369.00			-8,169,559.00	-4,347,190.00	1,487,735,509.00

1 2016
 2018

8,172,388

2 2019 2019 11 11

2019 9 27

1,752 27,362,528 23,540,159

3,822,369 A

3 1,589 7,079

30

1

	2017 9 25		0.3%	100	1,840	18.40	2023 9 25		
			0.5%	/					
			1.0%						
			1.3%						
			1.5%						
			1.8%						

2

--	--	--	--	--

2019

2019 11 11

10.77

56,815,784.32

97,982,698.45

3

1,752

27,362,528

10.77

294,694,426.56

33

	38,492,352.31	-19,508,047.62			-2,893,601.55	-16,614,446.07		21,877,906.24
	38,492,352.31	-19,508,047.62			-2,893,601.55	-16,614,446.07		21,877,906.24
	-16,361,182.13	28,720,076.30				28,720,076.30		12,358,894.17
	-16,361,182.13	28,720,076.30				28,720,076.30		12,358,894.17
	22,131,170.18	9,212,028.68			-2,893,601.55	12,105,630.23		34,236,800.41

34

	155,374,581.01	85,213,863.31		240,588,444.32
	155,374,581.01	85,213,863.31		240,588,444.32

35

	5,193,171,079.88	3,861,335,252.07
+ -	-8,933,081.55	
	5,184,237,998.33	3,861,335,252.07
	2,065,944,687.98	1,508,221,286.20
	85,213,863.31	44,625,697.39
	440,563,139.70	131,759,761.00
	6,724,405,683.30	5,193,171,079.88

1)

0.00

2)

	45,470,177.50	43,215,701.42
	36,890,830.21	35,532,511.81
	15,028,404.79	10,026,777.12
	20,010,668.63	18,719,321.21
	18,622,111.55	12,218,268.04
	3,405,892.94	1,929,852.89
	139,428,085.62	121,642,432.49

38

	646,331,789.47	585,055,926.78
	612,210,115.20	474,572,454.66
	316,537,361.39	206,055,922.01
	181,784,165.54	152,323,200.78
	112,107,980.45	59,531,653.68
	59,565,304.24	66,540,434.91
	50,893,853.41	42,879,829.86
	15,320,270.30	27,424,621.80
	19,529,612.83	22,220,241.86
	19,145,828.33	15,927,397.37
	37,109,986.67	18,211,277.96
	71,115,213.83	27,899,474.65
	2,141,651,481.66	1,698,642,436.32

39

	618,138,513.17	576,959,462.12
	67,574,189.53	57,042,462.44
	19,021,287.46	44,427,651.35

	34,533,396.85	34,429,049.15
	28,911,334.87	30,412,823.90
	29,386,648.52	28,444,275.54
	33,172,824.33	27,303,727.56
	22,928,166.44	19,579,815.13
	19,660,266.47	19,191,997.75

	367,013,422.52	150,362,949.37
	33,610,634.12	27,307,491.56
	-813,514.80	-2,520,042.73
	26,941,011.76	23,397,062.89
	53,857,990.06	48,854,936.21
	413,388,275.42	192,787,414.18

42

XPS	HCFCs	
	2,259,084.18	1,582,678.68
	2,630,085.65	1,162,673.75
	1,274,000.00	1,274,000.00
	1,127,980.00	1,127,980.00
	1,097,800.00	1,097,800.00
		2,686,000.12
	2,031,100.00	
	5,000,000.00	
	1,500,000.00	
	1,404,200.00	
	1,002,800.00	
	4,106,500.00	
	5,900,000.00	
	27,956,581.37	
	4,778,048.58	
	1,000,000.00	
	1,912,700.00	
	9,151,453.03	
	1,198,465.00	
	1,633,000.00	
	1,000,000.00	
2019	134,540,000.00	

	26,990,000.00	
	7,307,862.27	
	7,524,063.36	
	3,642,340.90	
		57,898,000.00
		37,997,815.38
		24,368,824.20
		20,000,000.00
		14,610,000.00
		5,102,192.36
		4,607,773.06
		3,330,661.64
-		2,600,000.00
		1,830,000.00
		1,502,827.50
		1,500,000.00
		1,270,000.00
		1,200,000.00
		1,080,000.00
		1,000,000.00
-		1,000,000.00
	28,576,344.91	20,670,138.19
	286,544,409.25	210,499,364.88

43

		2,127,116.43
	3,000,000.00	687,903.80
	3,000,000.00	2,815,020.23

44

	1,938,718.34	
	1,938,718.34	

45

	-5,204,551.13	
	-606,991.14	
	-127,634,728.75	
	-133,446,271.02	

46

		-60,587,780.19
	-8,352,057.30	-1,847,419.10
	-8,352,057.30	-62,435,199.29

47

"_"	-868,452.20	6,315,221.00

48

--	--	--	--

	1,489,180.33		1,489,180.33
	1,489,180.33		1,489,180.33
	951,352.55	62,023.26	951,352.55
	12,646,032.18	14,509,584.59	12,646,032.18
	15,086,565.06	14,571,607.85	15,086,565.06

--	--	--	--

2

		2,591,957,927.66
/		388,793,689.15
		81,558,633.49
		1,101,901.62
		7,467,130.39
		-12,115,065.41
		67,123,701.27
	“_”	-17,233,372.65
		516,696,617.86

51

33

52

1

	121,918,552.15	452,764,631.34
	445,867,218.80	202,717,734.83
	12,646,032.18	14,509,584.59
		9,899,979.27
	580,431,803.13	679,891,930.03

2

	1,746,970,879.96	1,471,965,980.98

	488,855,131.33	147,337,486.34
	21,448,682.80	974,185.86
	945,500.00	1,701,500.00
	3,657,171.72	6,397,980.12
	2,261,877,365.81	1,628,377,133.30

3

	33,610,634.12	17,407,512.29
	33,610,634.12	17,407,512.29

4

		1,333,198,307.62
		1,333,198,307.62

5

		72,251,999.10
	37,203,105.15	30,075,323.16
		350,000,000.00
	4,194,629.94	86,492,735.17
	41,397,735.09	538,820,057.43

53

1

1	--	--
	2,075,261,309.80	1,510,934,633.98
	141,798,328.32	62,435,199.29
	322,344,243.16	243,449,618.63
	32,460,472.83	21,157,933.37
	13,880,852.14	10,874,562.67
“ ”	868,452.20	-6,315,221.00
“ ”	8,576,071.78	6,275,567.43
“ ”	1,938,718.34	
“ ”	367,013,422.52	192,787,414.18
“ ”	-3,000,000.00	-2,815,020.23
“ ”	-54,386,009.64	-55,029,409.09
“ ”	3,029,963.05	1,328,906.88
“ ”	155,836,022.48	-663,607,001.80
“ ”	-2,176,495,194.20	-2,962,996,284.35
“ ”	667,921,986.24	2,661,863,710.07
	31,911,707.56	-6,397,980.12
	1,588,960,346.58	1,013,946,629.91
2	--	--
3	--	--
	4,211,941,571.75	4,631,320,369.80
	4,631,320,369.80	2,293,507,408.77

	-419,378,798.05	2,337,812,961.03
--	-----------------	------------------

2

		63,218,270.14
	--	
		63,218,270.14
		95,028.53
	--	
		95,028.53
	--	
		63,123,241.61

3

	4,211,941,571.75	4,631,320,369.80
	5,561,402.39	2,058,925.80
	4,206,380,169.36	4,629,261,444.00
	4,211,941,571.75	4,631,320,369.80

54

	216,473,013.31	
	48,542,509.72	
	260,368,129.87	
	113,522,182.31	
	500,000,000.00	
	1,138,905,835.21	

55

1

	--	--	
	31,293,420.42	6.9762	218,309,159.53
	21,864.28	7.8155	170,880.28
	2,072,913.56	0.89578	1,856,874.51
	24,037.60	9.1501	219,946.44
	939,853.00	5.3421	5,020,788.71
	779,633.27	1.6986	1,324,285.08
	960,000.00	0.064086	61,522.56
	--	--	
	1,526,091.20	6.9762	10,646,317.43


56

1

		5,434,000.00	
		1,586,666.67	13,333.33
		29,557,528.33	123,671.67
		95,000,000.00	
		64,464,000.00	
		14,677,407.27	223,513.83
XPS	HCFCs	12,171,356.52	2,259,084.18
		49,577,398.92	2,630,085.65
E		4,952,480.00	
		11,644,000.00	1,274,000.00

1

1



1

1

				100.00%		
				99.69%		
				100.00%		
				86.36%	13.64%	
				100.00%		
				100.00%		
				100.00%		
				100.00%		
				100.00%		
				100.00%		
				100.00%		
				100.00%		
				100.00%		

				100.00%		
				100.00%		
				100.00%		
				100.00%		
				100.00%		
				100.00%		
				100.00%		
				100.00%		
				100.00%		
				100.00%		
				100.00%		
				100.00%		
				100.00%		
				100.00%		
YuhongAmerica	America	Pennsylvania	Researchingabout WaterproofMateri als	100.00%		
				100.00%		
				51.00%		

				51.00%		
				51.00%		
				100.00%		
				100.00%		
				100.00%		
				100.00%		
				100.00%		
				100.00%		
				100.00%		
				100.00%		
				100.00%		
				100.00%		
				92.00%		
				100.00%		

			；	100.00%		
				100.00%		
			； ，	100.00%		
				100.00%		
				100.00%		
				100.00%		
				100.00%		
				100.00%		
				100.00%		
			； ；	100.00%		

				100.00%		
			； ；	100.00%		
				80.00%		
				100.00%		
			； ； ，	100.00%		
			；	100.00%		

				100.00%		

2

	0.31%	208,078.38		3,383,993.41

3

	3,780,31	202,701,	3,983,02	2,889,32	2,322,28	2,891,64	2,421,83	225,363,	2,647,20	1,609,39	928,210.	1,610,32
	9,722.94	245.71	0,968.65	0,968.11	6.66	3,254.77	7,043.23	925.07	0,968.30	4,049.26	86	2,260.12

--	--	--	--	--	--	--	--	--	--	--	--

	3,783,131,326.76	67,099,693.35	38,038,359.10	-97,321,702.86	1,736,715,002.50	176,922,018.57	176,922,018.57	31,310,196.71

1

1

	442,285.32	485,492.32
	442,285.32	485,492.32
	350,064.26	371,336.93
	309,264.26	371,336.93

-	-	22,896.44	5,164.37
208.23	14.40	17.09	135.80
-	290.38	27,584.18	43,239.43
-	13,247.34	185.69	14,955.88
-	1,025.00	705.14	1,198.58
-	-	21.99	51.63
-	-	6.15	-
208.23	14,577.12	51,416.68	64,745.69

5%	858.62	5%	178.11
-5%	-858.62	-5%	-178.11
3%	-4.30	4%	6.89
-3%	4.30	-4%	-6.89
4%	827.53	3%	1288.49
-4%	-827.53	-3%	-1288.49
5%	6.96	4%	68.27
-5%	-6.96	-4%	-68.27
4%	21.15	5%	20.63
-4%	-21.15	-5%	-20.63
4%	0.66	3%	0.77
-4%	-0.66	-3%	-0.77
3%	0.14		
-3%	-0.14		

1

	--	--	--	--
2			16,640,831.94	16,640,831.94
			259,998,230.03	259,998,230.03
			276,639,061.97	276,639,061.97
	--	--	--	--

2

3

4

1

--	--	--	--	--	--

30.62%

2

3

	6.06%
	1.30%

4

1

/

		4,954,000.00	500.00		6,200,155.70

/

		13,484,004.72	8,569,624.07

2

	8,000.00	2019 03 13	2019 03 13	
	16,000.00	2019 03 25	2019 03 25	
	5,000.00	2019 03 29	2019 03 29	
	7,200.00	2019 05 15	2019 05 15	
	5,000.00	2019 12 03	2019 12 03	

	5,000.00	2019 03 29	2019 03 29	
	2,000.00	2019 03 13	2019 03 13	
	16,500.00	2018 12 14	2018 12 14	
	15,000.00	2019 09 02	2019 09 02	
	3,000.00	2019 06 17	2019 06 17	
	3,000.00	2019 09 20	2019 09 20	
	15,000.00	2019 03 25	2019 03 25	
	10,500.00	2019 06 14	2019 06 14	
	6,000.00	2019 09 26	2019 09 26	
	20,000.00	2019 12 01	2019 12 01	
	4,000.00	2018 12 14	2018 12 14	
	5,000.00	2019 04 23	2019 04 23	
	5,000.00	2019 05 30	2019 05 30	
	9,000.00	2019 05 27	2019 05 27	
	3,000.00	2019 09 12	2019 09 12	
	20,000.00	2018 11 30	2018 11 30	
	5,000.00	2019 07 29	2019 07 29	
	5,000.00	2019 02 18	2019 02 18	
	8,000.00	2019 03 28	2019 03 28	
	24,000.00	2018 01 25	2018 01 25	
	3,000.00	2018 07 16	2018 07 16	
	15,000.00	2018 04 18	2018 04 18	
	12,200.00	2018 07 28	2018 07 28	
	11,500.00	2019 04 17	2019 04 17	
	6,500.00	2019 11 13	2019 11 13	
	4,000.00	2018 07 26	2018 07 26	
	10,000.00	2019 04 24	2019 04 24	
	5,000.00	2019 04 26	2019 04 26	
	3,000.00	2019 07 09	2019 07 09	
	5,000.00	2019 07 05	2019 07 05	
	19,000.00	2019 10 31	2019 10 31	
	5,000.00	2019 07 16	2019 07 16	
	5,300.00	2019 08 01	2019 08 01	
	5,000.00	2017 11 08	2017 11 08	

	5,040.00	2018 08 22	2018 08 22	
	5,000.00	2018 10 19	2018 10 19	
	2,000.00	2019 05 17	2019 05 17	
	350.00	2019 09 28	2019 09 28	
	170.00	2019 09 28	2019 09 28	
	439.00	2019 09 28	2019 09 28	
	100.00	2019 09 28	2019 09 28	
	250.00	2019 09 28	2019 09 28	
	348,049.00			

	105,000.00	2018 09 07	2019 09 06	
	160,000.00	2019 10 15	2020 10 14	
	40,000.00	2019 05 21	2020 05 15	
	36,000.00	2021 05 31	2020 05 31	
	20,000.00	2019 04 04	2020 03 24	
	25,000.00	2019 07 10	2020 06 06	
	55,000.00	2017 09 06	2020 09 06	
	234,465.00	2018 08 24	2020 09 30	
	40,000.00	2017 01 17	2019 01 17	
	24,416.70	2018 06 13		
	10,000.00	2018 11 06	2019 11 05	
	30,000.00	2019 10 15	2020 10 14	
	5,000.00	2019 04 12	2020 04 12	
	20,000.00	2019 06 05	2019 11 06	
	804,881.70			

	1,764.00	1,587.00

5

1

		1,789,071.54	86,412.16	1,155,936.72	59,682.28

2

		4,737,500.00	4,385,015.57

1

	27,362,528.00
	20,830,555.00
	8,172,388.00
	8.24
2 7	18.31
3 7	10.77
4 11	

1

2016

6,312.60

5,314.9909

997.6091

	1.00		
2	2016		
		119.00	1.00
3	2016		
		85.40	
	A	1.00	
4	2016		
		817.24	
1.00			

2019

2019 11 11

2019 9 27

1,752	27,362,528	23,540,159
3,822,369		A
1,487,732,680.00		

2

		20	
	20	/	20
	50%		50%
		20	20

			25,415.97	6,397.45
	0.00		0.00	0.00
	0.00			
2	2017 9 25		18,400,000	100
	1,840,000,000.00			1,824,886,000.00

	2,040		100,920,200.00
	10		159,692,400.00
			454,873,700.00
			311,068,000.00
			437,239,800.00
			361,091,900.00
			1,824,886,000.00

	2019 12 31	2017	70,478.44
		83,751.85	30,035.18
0.00		0.000177	0.00
	0.000177		

2

1

	470,935,409.10
	470,935,409.10

2

1 2020 3 6

2020 3 30

2020 4 14

2020 4 13

2020 4 14

2 2020 3 5

2020 4 23

1

1

2

1

2

2

2

	9,979,881,926.24	7,318,577,962.57
	4,875,453,318.62	3,976,325,066.84
	2,347,986,545.91	1,950,997,050.22
	830,954,817.89	681,470,362.80
	120,067,562.74	118,337,808.31
	18,154,344,171.40	14,045,708,250.74

	17,890,286,690.25	1,828,493.67	262,228,987.48	-	18,154,344,171.40
--	-------------------	--------------	----------------	---	-------------------

	13,909,669,958.33	2,173,409.13	133,864,883.28	-	14,045,708,250.74
--	-------------------	--------------	----------------	---	-------------------

2

2

1

	2018.12.31		2019.12.31	/
	- 5,434,000.00	-	- 5,434,000.00	
1	- 1,600,000.00	13,333.33	- 1,586,666.67	
2	- 29,681,200.00	123,671.67	- 29,557,528.33	
3	- 95,000,000.00	-	- 95,000,000.00	
4	- 64,464,000.00	-	- 64,464,000.00	
5				
6	14,900,921.10	223,513.83	- 14,677,407.27	
XPS	9,627,961.74	4,802,478.96	2,259,084.18	- 12,171,356.52
7				
	42,986,140.57	9,221,344.00	2,630,085.65	- 49,577,398.92

8						
		-	4,952,480.00	-	-	4,952,480.00
E						
9						
		12,918,000.00		1,274,000.00	-	11,644,000.00
10						
		21,431,620.00		1,127,980.00	-	20,303,640.00
11						
		928,210.86		139,231.56	-	788,979.30
		2,456,250.00		491,250.00	-	1,965,000.00
13						

2		2019	11							
				1,600,000.00						
3		2019	10	2019	12					
				29,681,200.00						
4		2019	6	2019	10	2019	12			
							95,000,000.00			
5			2019	4	2019	12				
				64,464,000.00						
6			2019	3	2019	4				
				14,900,921.10						
7		2019	12	2017	4	2015	4	2014	9	2014
1	2013	4		19,680,546.13		XPS		HCFCs		
8		2019	1	2018	12	2018	6			
				53,370,158.32						
9			2019	1						
	E			4,952,480.00						

10		2015 4	
	16,740,000.00		2.4
11		2017 4	
		23,020,000.00	
12		2016 9	2016 10
	1,284,000.00		
13		2015 11	
	3,930,000.00		
14		2015 5	
	2014		300,000.00
15		2017 12	
3,500,000.00		EVA	
16		2018 10	
	5,900,000.00		
17		2014 1	
	21,956,000.00		
18		2016 11	
	500,000.00		

19		2014	12		2014
				1,000,000.00	
20		2018	1		
				5,400,000.00	
21		2015	6	2015	9
				2016	5
					12,600,000.00
22		2017	11		
				3,860,000.00	
23		2018	11		
				7,185,100.00	
24		2017	9		
				1,500,000.00	
2					
					/
	(1		-	2,031,100.00
		2			5,000,000.00
				-	1,500,000.00
3					
				-	1,404,200.00
		4			

	5	-	1,002,800.00
	6	-	4,106,500.00
		-	5,900,000.00
7			
	8	-	37,108,034.40
		-	4,778,048.58
9			
	10	-	1,000,000.00
	11	-	1,912,700.00
	12	-	1,198,465.00
	13	-	1,633,000.00
		-	1,000,000.00
14			
2019		-	134,540,000.00
15			
	16	-	26,990,000.00
		-	7,307,862.27
17			
	18	-	7,524,063.36
	19	-	3,642,340.90
XPS	HCFCs	1,582,678.68	2,259,084.18
20			
		1,274,000.00	1,274,000.00
21			
		1,162,673.75	2,630,085.65
22			
		1,127,980.00	1,127,980.00
23			
		1,097,800.00	1,097,800.00
24			
		2,686,000.12	-
		57,898,000.00	-
		37,997,815.38	-
		24,368,824.20	-
		20,000,000.00	-
		14,610,000.00	-
		5,102,192.36	-
		4,607,773.06	-

6		2019 11	
	4,106,500.00		
7	2019 10		
5,900,000.00			
8		2019 9	
		2019 6 8	
	37,108,034.40		
9		2019 8 11	
		4,778,048.58	
10		2019 6	
	1,000,000.00		
11		2019 6	
	1,912,700.00		
12		2019 6	
1,198,564.00			
13		2019 6	
	1,633,000.00		
14		2019 5	
	1,000,000.00		
15		2019 5	
2019		134,540,000.00	
16		2019 3 2019 4	

26,900,000.00

17 2019 2 4 5

7,307,862.27

18 2019 2 9

7,524,063.36

19 2019 1 11

3,642,340.90

20 2019 12 2017 4 2015 4 2014 9 2014

1 2013 4 19,680,546.13 XPS HCFCs

2,259,084.18

21 2015 4

16,740,000.00

2.4

1,274,000.00

22 2019 1 2018 12 2018 6

53,370,158.32

2,630,085.65

23 2017 4

23,020,000.00

1,127,980.00

24		2014 1		
			21,956,000.00	
				1,097,800.00
25	2019			36
		151	28,576,344.91	
3				
		2019 12 31		
			235,900,446	6,206,540,734
			8,500,000	223,635,000
			14,000,000	368,340,000
1		2017 4 17		52,000,000
			364	2017 4
17				
		2017		2017
20			881,863,218	1,499,159,269
		52,000,000	88,399,516	
				731 2019 5
16			20,399,400	
2		2017 5 25		10,980,000
			365	2017 5 25
		2017		2017
20			881,863,218	1,499,159,269
		10,980,000	18,665,888	
				364 2019 5 27

		6, 101, 273		
3	2017 5 26		16, 725, 200	
		364		2017 5 26
	2017		2017	2018 6
20		881, 863, 218	1, 499, 159, 269	
	16, 725, 200		28, 432, 681	
				364 2019 5 27
		10, 559, 321		
4	2018 2 1		528, 402	
			2018 2 1	
				2017
	2017		2018 6 20	
881, 863, 218		1, 499, 159, 269		528, 402
898, 278				
5	2018 3 20		18, 063, 600	
		730		2018 3
20				
	2017		2017	2018 6
20		881, 863, 218	1, 499, 159, 269	
	18, 063, 600		30, 707, 952	2019 5 16
	9, 707, 900			
6	2018 5 23		2, 325, 800	
		366		2018 5 23

	2017	2017	2018 6
20	881,863,218	1,499,159,269	
	2,325,800	3,953,838	
		364	
7	2018 6 15	9,300,000	
	364		2018 6 15
	2017	2017	2018

	2019 5 24		
	343		
11	2018 10 24	14,000,000	
		365	2018 10
			24
	2019 10 24		
	365		
12	2018 12 3	19,000,000	
			2018 12 3
13	2018 12 10	34,000,000	
			2018 12 10
14	2018 12 18	32,000,000	
			2018 12 18
15	2019 6 17	10,100,000	
			366
			2019 6 17
16	2019 9 18	5,202,000	

9 18

1

1

	340,448.75	0.01%	340,448.75	100.00%		340,448.75	0.02%	340,448.75	100.00%	
	2,737,612,197.40	99.99%	138,381,379.96	5.05%	2,599,230,817.44	1,852,272,732.13	99.98%	112,829,255.60	6.09%	1,739,443,476.53
	2,064,464,255.69	75.40%	138,381,379.96	6.70%	1,926,082,875.73	1,671,775,393.47	90.24%	112,829,255.60	6.75%	1,558,946,137.87
	673,147,941.71	24.59%			673,147,941.71	180,497,338.66	9.74%			180,497,338.66
	2,737,952,646.15	100.00%	138,721,828.71	5.07%	2,599,230,817.44	1,852,613,180.88	100.00%	113,169,704.35	6.11%	1,739,443,476.53

1		1,897,660,440.86	91,656,999.29 4.83%

1	2	104,221,304.85	11,724,896.80	11.25%
2	3	30,370,422.39	9,281,201.08	30.56%
3	4	11,874,216.99	6,167,468.30	51.94%
4	5	4,549,457.29	3,762,401.18	82.70%
5		15,788,413.31	15,788,413.31	100.00%
		2,064,464,255.69	138,381,379.96	--

□ √

1	1	2,570,808,382.57
1	2	104,221,304.85
2	3	30,370,422.39
3		32,552,536.34
3	4	11,874,216.99
4	5	4,549,457.29
5		16,128,862.06
		2,737,952,646.15

2

	113,169,704.35	25,552,124.36			138,721,828.71

	113,169,704.35	25,552,124.36				138,721,828.71
--	----------------	---------------	--	--	--	----------------

--	--	--	--	--	--	--

3

		624,641,791.19		22.81%		20,014,794.87

2

1

()		
	800,000,000.00	515,628,373.13
	800,000,000.00	515,628,373.13

3

1

	3,202,680,847.65	1,477,765,227.27
	26,253,678.02	27,534,082.92
	48,733,136.92	45,343,000.00
	19,388,144.60	19,128,012.86
		4,968,071.22
	3,297,055,807.19	1,574,738,394.27

2

	12	()	()	
2019 1 1	20,338,860.51			20,338,860.51
2019 1 1	—	—	—	—
	715,591.06			715,591.06
2019 12 31	21,054,451.57			21,054,451.57

3

	3,215,175,394.33		3,215,175,394.33	3,067,149,803.97		3,067,149,803.97
	3,215,175,394.33		3,215,175,394.33	3,067,149,803.97		3,067,149,803.97

1

	()					()	
	50,855,238.15					50,855,238.15	
	280,270,049.24				5,099,631.65	285,369,680.89	
	60,757,015.93				809,314.20	61,566,330.13	
	153,276,020.34				60,653.96	153,336,674.30	
	102,491,993.69				74,383.77	102,566,377.46	
	140,983,288.33				306,371.72	141,289,660.05	

100,000,000.0
0

132,721.48

	19,390,000.00					19,390,000.00	
					50,540,954.45	50,540,954.45	
					27,459.62	27,459.62	
					5,000,000.00	5,000,000.00	
	3,067,149,803.97				148,025,590.36	3,215,175,394.33	

4

	7,213,177,537.99	6,167,675,516.70	7,226,675,769.29	6,169,140,384.56
	187,474,839.14	178,194,512.46	739,124,650.07	719,907,918.12
	7,400,652,377.13	6,345,870,029.16	7,965,800,419.36	6,889,048,302.68

□ √

5

	800,000,000.00	500,000,000.00
	3,000,000.00	687,903.80
	803,000,000.00	500,687,903.80

1

	-9,444,523.98	
	249,436,374.85	
	1,938,718.34	
	-21,105,490.52	
	32,832,954.05	
	5,279.99	
	187,986,844.65	

3

1

2

2019